



INDUSTRIAL BATTERY - VRLA-AGM BATTERY - HIGH RATE SERIES

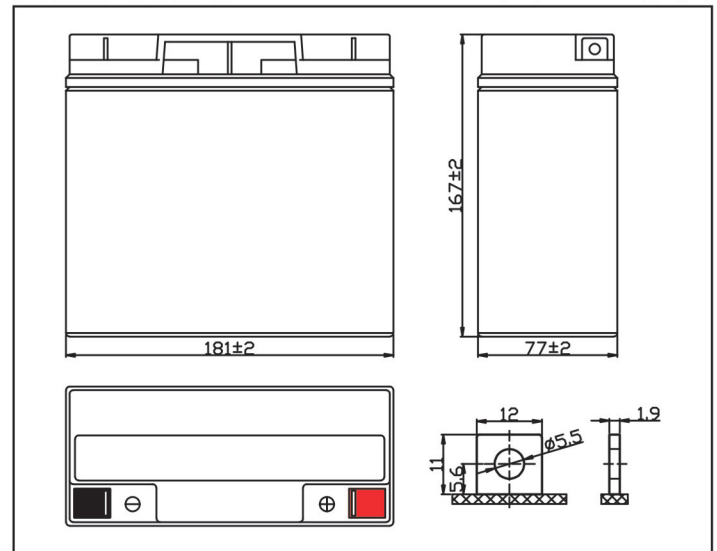
MODEL: OT20-12/HR

NO.:302010005-00101



Plane Chart:

Unit:(mm) Terminal type:(L1)



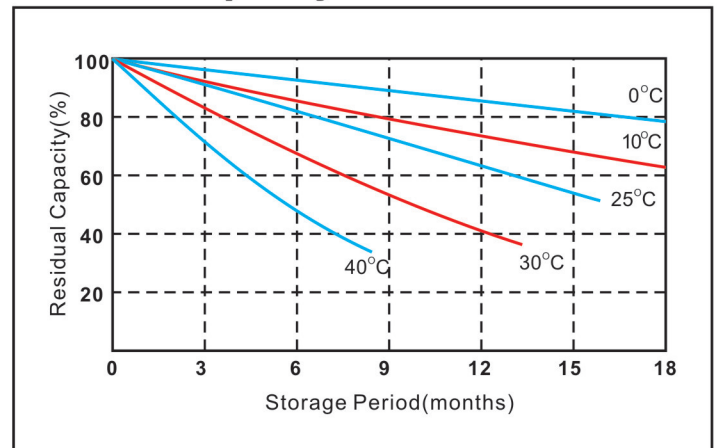
ISO 9001
ISO 14001
OHSAS18001



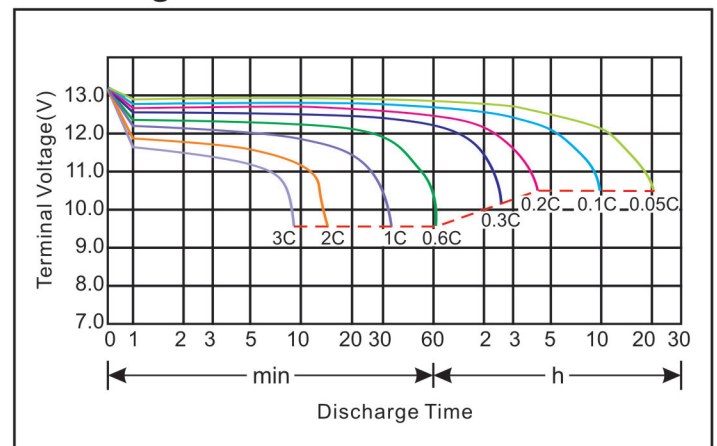
Parameter Chart:

Volts		12V
Capacity(25°C)	20 hours rate (1A)	20Ah
Discharge Current Testing (25°C)	20 I ₂₀ rate (20A,27min)	40min
	60 I ₂₀ rate (60A,7min)	9min
Internal Resistance	Full Charged Battery 25°C	8.5mΩ
Capacity Affected By Temperature	40°C	104%
	25°C	100%
	0°C	83%
	-15°C	65%
Residual Capacity (25°C)	Capacity After 3 Months Storage	91%
	Capacity After 6 Months Storage	82%
	Capacity After 12 Months Storage	65%
Charge (Constant Voltage)	Cycle (25°C)	Initial Charging Current Less Than 6A Voltage 14.5~14.9V
	Float (25°C)	Charge Voltage 13.6~13.8V
Weight (Approx)		6.08Kg

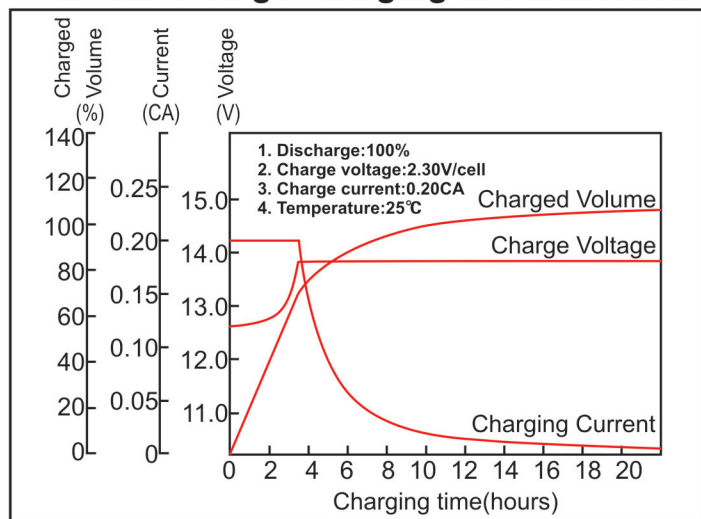
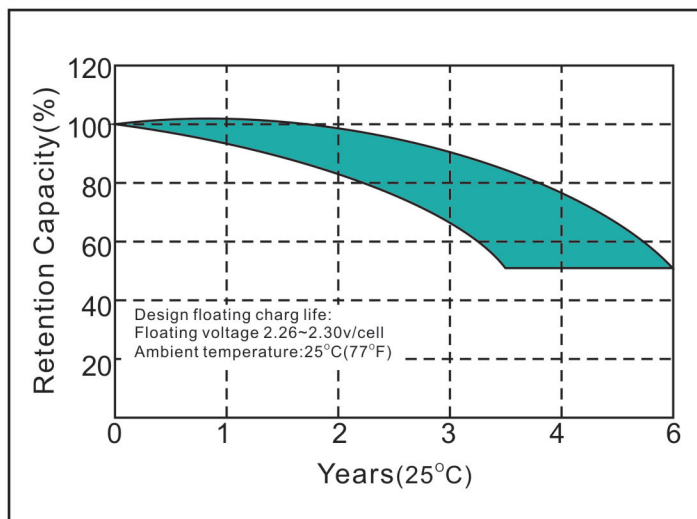
Residual Capacity



Discharge Current 25°C



★The above are average and data obtained from the first 3 charge/discharge cycles. These are not minimum values.

MODEL: OT20-12/HR
NO.:302010005-00101
Constant voltage charging characteristics

Float Life

Constant Current Discharge Characteristics (A, 25°C)

F.V/Time	5min	10min	15min	30min	60min	2h	3h	5h	8h	10h	20h
9.60V	72.70	45.74	36.38	21.83	12.47	7.38	5.06	3.37	2.32	1.89	1.05
10.2V	69.18	43.43	34.88	20.91	12.01	7.28	4.99	3.33	2.30	1.88	1.04
10.5V	67.45	42.39	34.19	20.56	11.67	7.22	4.94	3.30	2.29	1.87	1.03
10.8V	65.03	40.89	34.15	19.87	11.38	7.13	4.89	3.26	2.27	1.86	1.02

Constant Current Discharge Characteristics (Watt, 25°C)

F.V/Time	5min	10min	15min	30min	60min	2h	3h	5h	8h	10h	20h
9.60V	811.97	516.29	414.65	250.64	144.38	86.28	60.18	40.31	27.84	22.83	12.71
10.2V	771.54	489.72	398.48	240.24	138.60	85.12	59.25	39.73	27.60	22.71	12.59
10.5V	751.91	477.02	389.24	234.47	135.14	84.43	58.67	39.39	27.37	22.64	12.47
10.8V	725.34	460.85	377.69	228.69	131.67	83.28	58.10	38.92	27.21	22.53	12.33

Capacity Factors With Different Temperature

Battery Type		-20°C	-10°C	0°C	5°C	10°C	20°C	25°C	30°C	40°C	45°C
Battery	12V	50%	70%	83%	85%	90%	98%	100%	102%	104%	105%

★The above are average and data obtained from the first 3 charge/discharge cycles. These are not minimum values.